


Accent & Accent Compact

High-resolution exterior direct-view linear luminaire

Lumens per foot	175 to 287
Power per foot	10 to 40 W
Environment	Exterior
LED mix	RGBW, RGB

Product pages

 iColor Accent Compact, RGBW
 Accent MX Powercore gen3, RGB

Cove

Interior linear cove and accent luminaire

Lumens per foot	306 to 696
Power per foot	4 to 12.5 W
Environment	Interior
LED mix	eW

Product pages

 eW Cove MX Powercore
 eW Cove QLX Powercore

Fuse Powercore

Interior linear grazing luminaire

Lumens per foot	442 to 697
Power per foot	8 to 12.5 W
Environment	Interior
LED mix	eW

Product pages

eW Fuse Powercore


PureStyle & PureStyle Compact Powercore

Interior concealed linear cove and accent luminaires

PureStyle Powercore

Lumens per foot	481 to 764
Power per foot	13 W
Environment	Interior
LED mix	IntelliHue, RGBA

PureStyle Powercore product pages

 PureStyle IntelliHue Powercore
 PureStyle Intelligent Color Powercore, RGBA

PureStyle Compact Powercore

Lumens per foot	147 to 480
Power per foot	5 W to 7.5 W
Environment	Interior
LED mix	IntelliHue, RGBA

PureStyle Compact product pages

 PureStyle Compact Powercore, IntelliHue
 PureStyle Compact Powercore, RGBA

ArchiPoint

Exterior daylight-visible point with intelligent RGB light

Lumens	501 to 774
Power	25 W
Environment	Exterior
LED mix	RGB

Product pages

ArchiPoint iColor Powercore


C-Splash 2

Submersible IP68 spotlight with intelligent RGB light

Lumens	515 to 583
Power	25 W
Environment	Exterior
LED mix	RGB

Product page

C-Splash 2


Graze & Graze Compact Powercore

Exterior linear grazing luminaire

Graze Powercore

Lumens/foot - Color	396 to 697
- eW	453 to 876
Power per foot	10 to 20 W
Environment	Exterior
LED mix	IntelliHue, RGBW, RGBA, iW, eW

Graze Powercore product pages

 ColorGraze IntelliHue Powercore
 ColorGraze MX4 Powercore
 iW Graze MX Powercore
 eW Graze MX Powercore
 eW Graze QLX Powercore
 eW Graze QLX Powercore 5W
 eW Graze EC Powercore

Graze Compact Powercore

Lumens/foot - Color	184 to 519
Power per foot	4 W to 8 W
Environment	Exterior
LED mix	IntelliHue, RGBW, RGBA

Graze Compact product pages

 Graze Compact Powercore, IntelliHue
 Graze Compact Powercore, RGBW
 Graze Compact Powercore, RGBA

ReachElite

Delivering the right light for your project

ReachElite High Output

Lumens - Color	5,217 to 27,906
Lumens - eW	7,717 to 23,748
Power	100 W to 300 W
Environment	Exterior
LED mix	IntelliHue, RGBW, RGBA, eW

ReachElite High Output product pages

 ReachElite High Output Powercore, IntelliHue
 ReachElite High Output Powercore, RGBW
 ReachElite High Output Powercore, RGBA
 ReachElite High Output Powercore, eW

ReachElite High Punch

Lumens - Color	2,951 to 12,447
Lumens - eW	5,318 to 17,700
Power	100 W to 300 W
Environment	Exterior
LED mix	IntelliHue, RGBW, RGBA, eW

ReachElite High Punch product pages

 ReachElite High Punch Powercore, IntelliHue
 ReachElite High Punch Powercore, RGBW
 ReachElite High Punch Powercore, RGBA
 ReachElite High Punch Powercore, eW

Blast Powercore gen4

High-performance exterior customizable floodlight luminaire

Lumens - Color	1,157 to 2,434
- eW	2,521 to 3,213
Power	50 W
Environment	Exterior
LED mix	IntelliHue, RGBW, RGBA, RGB, eW

Product pages

 ColorBlast IntelliHue Powercore gen4
 ColorBlast IntelliHue Powercore gen4, OptiField
 ColorBlast Powercore gen4, RGBW
 ColorBlast Powercore gen4, RGBW OptiField
 ColorBlast Powercore gen4, RGBA
 ColorBlast Powercore gen4, RGBA OptiField
 ColorBlast Powercore gen4, RGB
 ColorBlast Powercore gen4, RGB OptiField
 eW Blast Powercore gen4
 eW Blast Powercore gen4, OptiField

EvenBalance Essential White Powercore

Interior linear OptiField luminaire

Lumens per foot	764 to 927
Power per foot	12.5 W
Environment	Interior
LED mix	eW

Product page

EvenBalance Essential White Powercore


Flex

Flexible strands of high-intensity nodes for exterior use

Lumens per node - Color	3.8 to 33.3
- iW	28 to 80
- eW	18 to 87
Power per node	0.43 W to 1 W
Environment	Exterior
LED mix	RGB, iW, eW

Product pages

 Flex Compact gen3, RGB
 Flex Micro gen3, RGB
 iW Flex Compact
 eW Flex Compact
 eW Flex Micro

eW Profile Powercore gen4

Interior under-cabinet ultra-low profile luminaire

Lumens	195 to 828
Power	2.7 to 11 W
Environment	Interior
LED mix	2700 K, 3000 K, 3500 K, 4000 K

Product page

eW Profile Powercore gen4


Burst Powercore gen2

Exterior round architectural and landscape spotlight

Lumens - Color	565 to 1,481
- eW	1,247 to 2,096
Power	30 to 33 W
Environment	Exterior
LED mix	IntelliHue, RGBW, RGBA, RGB, iW, eW

Burst gen2 Product pages

 ColorBurst IntelliHue Powercore
 ColorBurst Powercore gen2, RGBW
 ColorBurst Powercore gen2, RGBA
 ColorBurst Powercore gen2, RGB
 eW Burst Powercore gen2

Burst Compact Product pages

 ColorBurst Compact Powercore
 iW Burst Compact Powercore
 eW Burst Compact Powercore

FlexElite

Flexible, bright, and beautiful direct-view exterior luminaire

Lumens per node - Color	42 to 132
- iW	65 to 142
Power per node	2.5 W
Environment	Exterior
LED mix	IntelliHue, RGBW, RGBA, iW—2200 K to 6500 K


Product pages

 FlexElite IntelliHue
 FlexElite RGBW
 FlexElite RGBA
 FlexElite iW

Luminous Surfaces

Luminous Surfaces brings large interior surfaces like walls and ceilings to life with textile panels for ambient and functional lighting.

colorkinetics.com/luminous-surfaces




Luminous Textile with Kvadrat Soft Cells

High-quality interior panels with dynamic color-changing lighting effects

Luminance	Up to 190 cd/m ² (17.65 cd/ft ²) depending on textile
Power	55 W per m ² (5.1 W per ft ²) Max.
Environment	Interior
LED mix	RGB

Product pages

Luminous Textile with Kvadrat Soft Cells



OneSpace Luminous Ceiling

Interior bright and spacious panels with tunable or solid white light

Lumens	3200 lm/m ² (300 lm/ft ²) @ 4000 K
Power	45 W per m ² (4.18W per ft ²) Typ.
Environment	Interior
LED mix	Solid White (3000 K, 4000 K) or Tunable White (2700 K to 6500 K)

Product pages

OneSpace Luminous Ceiling



OneSpace gen2

Interior bright and efficient panels with tunable or solid white light

Lumens	2530 to 2964 lm/m ² (235 to 275 lm/ft ²)
Power	32 to 41 W per m ² (2.97 to 3.81 W per ft ²)
Environment	Interior
LED mix	Solid White (3000 K, 4000 K) or Tunable White (2700 K to 6500 K)

Product pages

OneSpace gen2

COLORKINETICS

vaya series

The Vaya Series of exterior and interior LED lighting solutions brings high-quality LED light, exceptional value, and proven reliability to mainstream lighting installations.

colorkinetics.com/vaya



Vaya Cove

Create the right ambiance

Lumens - eW	254 to 279
Power per foot	2.6 to 2.7 W/ft
Environment	Interior
LED mix	White - 3000K, 4000 K

Product pages

Vaya Cove LP G2 White



Vaya Flood

Flood lighting with flexibility

Lumens - Color	1,344 to 3,660
- eW	3,123 to 10,118
Power	44 to 100 W
Environment	Exterior
LED mix	RGB, White

Product pages

Vaya Flood HP RGB
Vaya Flood HP White
Vaya Flood MP G2 RGB
Vaya Flood MP G2 White
Vaya Flood LP G2 RGB
Vaya Flood LP G2 White




Vaya Free Form

Set your lighting (and your imagination) free

Lumens per foot	251 to 274
Input Voltage	24 VDC
Environment	IP40 and IP66
LED mix	White - 3000 K, 4000 K

Product pages

Vaya Free Form Dimmable White



Vaya Linear

Get attention with lines of light

Lumens per foot - Color	301 to 525
- eW	370 to 1,101
Power per foot	8.6 to 25 W
Environment	Exterior
LED mix	RGBW, White - 3000 K, 4000 K

Product pages

Vaya Linear MP RGBW
Vaya Linear MP G2, White
Vaya Linear MP G2, Landscape
Vaya Linear LP G2, RGBW
Vaya Linear LP G2 White



Vaya Tube

Stand out from the crowd

Lumens - Color	91
- eW	180 to 215
Power per foot	3.0 to 3.5 W
Environment	Exterior
LED mix	RGB, White - 3000K, 4000 K

Product pages

Vaya Tube RGB
Vaya Tube White

Key applications by product family

Color Kinetics high-performance luminaires are designed to work well in many lighting applications. [Learn more about lighting applications.](#)

Product Families	Graze	Wash	Flood	Spot	Concealed Interior	Direct View	General Illumination
Accent & Accent Compact						●	
ArchiPoint						●	
Blast Powercore gen4		●	●	●			
Burst Powercore gen2		●	●	●			
Cove					●		
C-Splash 2				●			
EvenBalance Essential White Powercore	●	●					
Flex						●	
FlexElite						●	
Fuse Powercore	●						
Graze & Graze Compact Powercore	●	●					
eW Profile Powercore gen4							●
PureStyle & PureStyle Compact Powercore	●	●			●		
ReachElite	●	●	●	●			
Luminous Textile with Kvadrat Soft Cells						●	
OneSpace Luminous Ceiling						●	●
OneSpace gen2						●	●
Vaya Cove					●		
Vaya Flood		●	●	●			
Vaya Free Form					●		
Vaya Linear	●						
Vaya Tube						●	

Color Kinetics LED mixes

Light output options from Color Kinetics all offer unique qualities that can be utilized in different ways. IntelliHue is perfect for dialing in precise and consistent colors across multiple luminaires, while Essential White is the definitive choice for high quality white light.

IntelliHue - High-quality white light, subtle pastels, and saturated colors, in the same precisely controllable luminaire. [Read more >](#)

RGBW - Better-quality white light as compared to RGB.

RGBA - Expanded color range of warmer tones—gold, yellow, and orange, as compared to RGB.

RGB - Standard option for intensely saturated color light.

iW (IntelliWhite) - Tunable white light in a range of color temperatures.

eW (Essential White) - White light in a single color temperature.

Color Kinetics Technologies

Our portfolio includes technologies that bring you new capabilities—and deliver clear benefits.

Chromasync - Our advanced output optimization technology controls and boosts output while ensuring color consistency. When enabled, Chromasync ensures excellent color consistency between luminaires, without manually adjusting color points on each luminaire. [Read more>](#)

IntelliHue - Our advanced approach to color mixing produces high-quality white light, subtle pastels, and fully saturated colors in the same precisely controllable luminaire. [Read more >](#)

Optibin - Our LED optimization technology begins the color consistency process by grouping (or binning) LEDs by flux as well as center wavelength. [Read more>](#)

OptiField - OptiField's freeform optic creates a breakthrough rectangular beam that covers large surfaces with full, bright, even light. And OptiField can cover more surface area with fewer luminaires — simplifying installation while lowering energy use. [Read more>](#)

Powercore® - Our patented approach controls power output merges line voltage with control data and delivers both over a single standard cable—dramatically simplifying installation and lowering total system cost. [Read more>](#)

Power/Data Supplies

Our power/data supplies are expertly and specifically designed to provide power and data to our color-changing, intelligent white, and fixed-color LED lighting luminaires. Industry-leading features include power factor correction, conduit-ready connections, and auto-ranging.

Luminaire Family	Power/Data Supply	Luminaires per PDS	Power Input	Power Output	Environment	Control Protocol
All Powercore luminaires including, IntelliHue, RGBW, RGBA, RGB, and iW luminaires.	Data Enabler Pro	Variable, based on power consumption, data limits, and cable limits. See Configuration Calculator for more information.	100 to 277 VAC, auto-ranging, 50/60 Hz	—	Dry/Damp/Wet Location, IP66	DMX or Ethernet
iColor Accent Compact eW Accent Compact iW Accent Compact	PDS-400 48V EO	Twelve 1228.5 mm (4 ft) luminaires total	100 to 277 VAC, auto-ranging, 50/60 Hz	48 VDC	Dry/Damp/Wet Location, IP66	Ethernet
	CM-400 48V EO and Power Supply (sold separately)		48 VDC	48 VDC	Dry Location, IP00	Ethernet
Flex Compact gen3, RGB Flex Compact, iW	sPDS-480ca 24V	480 nodes	100 to 240 VAC, auto-ranging, 50/60 Hz	24 VDC	Dry/Damp Location, IP20	Ethernet
	CM-150 CA gen2 DIN Rail Mount or Surface Mount and Power Supply (sold separately)	150 nodes	24 VDC	24 VDC	Dry Location, IP20 or Dry/Damp/Wet Location, IP66	DMX or Ethernet
	PDS-60ca 24V	60 nodes	100 to 240 VAC, auto-ranging, 50/60 Hz	24 VDC	Dry/Damp/Wet Location, IP66	Pre-Programmed, DMX or Ethernet
	sPDS-60ca 24V	60 nodes	100 to 240 VAC, auto-ranging, 50/60 Hz	24 VDC	Dry Location, IP20	DMX or Ethernet
Flex Compact, eW	sPDS-480ca 24V	480 nodes	100 to 240 VAC, auto-ranging, 50/60 Hz	24 VDC	Dry/Damp Location, IP20	Ethernet
	CM-150 CA gen2 DIN Rail Mount or Surface Mount and Power Supply (sold separately)	150 nodes	24 VDC	24 VDC	Dry Location, IP20 or Dry/Damp/Wet Location, IP66	DMX or Ethernet
	PDS-60ca 24V	60 nodes	100 to 240 VAC, auto-ranging, 50/60 Hz	24 VDC	Dry/Damp/Wet Location, IP66	Pre-Programmed, DMX or Ethernet
	sPDS-60ca 24V	60 nodes	100 to 240 VAC, auto-ranging, 50/60 Hz	24 VDC	Dry Location, IP20	DMX or Ethernet
Flex Micro, eW	sPDS-480ca 24V	600 nodes	100 to 240 VAC, auto-ranging, 50/60 Hz	24 VDC	Dry/Damp Location, IP20	Ethernet
	CM-150 CA gen2 DIN Rail Mount or Surface Mount and Power Supply (sold separately)	150 nodes	24 VDC	24 VDC	Dry Location, IP20 or Dry/Damp/Wet Location, IP66	DMX or Ethernet
	PDS-60ca 24V	120 nodes	100 to 240 VAC, auto-ranging, 50/60 Hz	24 VDC	Dry/Damp/Wet Location, IP66	Pre-Programmed, DMX or Ethernet
	sPDS-60ca 24V	120 nodes	100 to 240 VAC, auto-ranging, 50/60 Hz	24 VDC	Dry Location, IP20	DMX or Ethernet
Flex Micro gen3, RGB	sPDS-480ca 7.5V	1,152 nodes	100 to 240 VAC, auto-ranging, 50/60 Hz	7.5 VDC	Dry/Damp Location, IP20	Ethernet
	CM-150 CA DIN Rail Mount or Surface Mount and Power Supply (sold separately)	150 nodes	7.5 VDC	7.5 VDC	Dry Location, IP20 or Dry/Damp/Wet Location, IP66	DMX or Ethernet
	PDS-60ca 7.5V	144 nodes	100 to 240 VAC, auto-ranging, 50/60 Hz	7.5 VDC	Dry/Damp/Wet Location, IP66	Pre-Programmed, DMX or Ethernet
FlexElite IntelliHue FlexElite RGBW FlexElite RGBA FlexElite iW	PDS-400 48V CA4	Up to 150 nodes based on configuration, data limits, and cable limits	100 to 240 VAC, auto-ranging, 50/60 Hz	48 VDC	Dry/Damp/Wet Location, IP66	0-10V, DMX or Ethernet
	CM-550 48V CA4 DIN Rail Mount or Surface Mount and Power Supply (sold separately)	200 nodes	3.4 W at 48 VDC	48 VDC	Dry Location, IP20 or Dry/Damp/Wet Location, IP66	DMX or Ethernet
C-Splash 2	PDS-150e	6 C-Splash 2 Luminaires	100 to 240 VAC, auto-ranging, 50/60 Hz	24 VDC	Dry/Damp Location, IP20	DMX or Ethernet
	PDS-60 24V	2 C-Splash 2 Luminaires	100 to 240 VAC, auto-ranging, 50/60 Hz	24 VDC	Dry/Damp/Wet Location, IP66	Pre-Programmed, DMX or Ethernet

Power Supplies








Used with	Power Supply	Power Compatibility	Power Output	Environment	Certification
Designed for use with CM-400 48V EO	PS-480 48V DIN Rail Mount	90 to 264 VAC, 47/63 Hz	48 VDC	Dry Location, IP20	UL/cUL, CE
PDS-400 48V EO Replacement Power Supply	PS-600 48V	90 to 305 VAC, 47/63 Hz	48 VDC	Dry/Damp/Wet Location, IP65, 5G	UL/cUL, CE
Vaya Cove luminaire Power Supply	XITANIUM Power Supply	120 to 277 VAC, 50/60 Hz	100 W	IP66	UL, CE, CSA

Dimming Signal Converter

Used with	Product	Power Compatibility	Power Output	Environment	Certification
Designed for use with ELV-dimmable EssentialWhite and EssentialColor luminaires from Color Kinetics drawing up to 450 VA at 120 VAC, or up to 1,000 VA at 277 VAC	DM-1000 0-10V, ELV Dimmer Mountable on a standard 4 inch square junction box	Single-phase 120/277 VAC, 60 Hz	450 VA maximum @ 120 VAC 1,000 VA maximum @ 277 VAC	Dry/Damp Location, Plenum Rated	UL/cUL, FCC Class A

Controllers

Creating and controlling light shows and effects becomes simple with our wide range of DMX and Ethernet controllers. These powerful, easy-to-use controllers allow you to achieve fine-grained control of any LED lighting system, from the simplest installations to large-scale video displays, including Interact Landmark. colorkinetics.com/controls

Features	 iColor Player	 ColorDial Pro	 Antumbra Button iColor Keypad	 Antumbra Touch iColor Keypad	 iPlayer 3	 Light System Manager gen6	 Video System Manager Pro
Protocol	DMX	Ethernet	Ethernet	Ethernet	DMX	Ethernet	Ethernet
Nodes	170	170			340	500 – 15,000	250,000
Light Universes	1	1			2	1 – 90	1,470
Light Show Playback (Quantity)	1	8	6	6	>100	>100	—
Lighting Effects Playback (Quantity)	25	7	6	6	25	12	—
Video Playback	—	—	—	—	—	Animation Effects with Image/Frame	Video Input with DVI, Composite
Scheduling	—	—	—	—	Configurable on device	Configurable on Web Interface	—
Multiple Zones	—	—	—	—	—	Supported	—
Sensors Integration	—	—	—	—	Contact closure with AuxBox via serial port	Contact closure with AuxBox via serial port	—
Keypad Integration	—	—	On-Board	On-Board	Serial Keypad	Serial Keypad Ethernet Keypad	—
API / Cloud	—	—	—	—	—	HTTP REST via Interact Landmark	—
Commissioning Software	QuickPlay Pro	QuickPlay Pro	QuickPlay Pro	QuickPlay Pro	QuickPlay Pro	QuickPlay Pro	QuickPlay Pro
Authoring Software	ColorPlay 3	—	Antumbra iColor Keypad Effect Manager	Antumbra iColor Keypad Effect Manager	ColorPlay 3	Light System Composer	Video Management Tool Pro
Power Consumption	5 W	PoE	3 W max via PoE	3 W max via PoE	5 W	180 W maximum	400 W maximum

Controller Network Devices

Product	Used with	Control	Power Consumption	Environment	Certification
AuxBox	iPlayer 3, Light System Manager gen5	Serial via iPlayer 3	—	Dry Location	UL/cUL, CE
DMX Splitter and Booster	1:6-way DMX/RDM Splitter/Booster supporting bi-directional communications of Color Kinetics and Vaya products.	—	4.5 W maximum	IP20, Interior applications	FCC Class B, CE, ETL
Multi-Protocol Converter	Allows use of DMX-based power/data supplies with any KiNET-based device, (ColorDial Pro)	Lighting protocol converter. KiNET to DMX512, DMX512 to KiNET, and RS232 to KiNET	—	Dry/Damp Location, IP40	FCC Class A, CE
Multi-Protocol Converter 8	Color Kinetics full range of KiNET controllers, including Light System Manager, Video System Manager Pro, Antumbra iColor Keypad, and ColorDial Pro, or third-party controllers	Integrates DMX and RDM luminaires via Art-Net input via an Ethernet connection, and transmits DMX light data to up to eight universes of luminaires.	8 W	Dry/Damp Location, IP20	UL/cUL, CE, RCM, CCC
PoE Injector	Designed for use with Color Kinetics controllers that require Power over Ethernet (PoE)	Ethernet IEEE 802.3af-compliant	15.4 W	Indoor Rated, IP20	UL/cUL, FCC Class B, CE, C-Tick, CCC, S-Jet, TUV, SAA
PoE Switch	8-port Gigabit switch with 4 PoE ports used with Ethernet Controller Keypad, ColorDial Pro, and Multi-Protocol Converter	Ethernet IEEE: 802.3 Ethernet, 802.3u, 802.3x Flow Control, 802.3af (Power over Data Pairs)	63.2 W maximum	Indoor Rated, IP20	UL/cUL, FCC Class B, CE, C-Tick
SmartJack Pro	USB-to-DMX converter compatible with all Color Kinetics color changing lighting luminaires	Supported DMX Channels Full 512-channel universe of input or output	300 mA input voltage supplied by USB	Dry Location, IP20	FCC Class A, CE
DALI Dimming Module	Integrates Vaya Cove LP G2 luminaires into a DALI control environment		1 W	Indoor	UL, FCC Class A, CE
Vaya Control Module	Vaya Tube RGB, White and Mono luminaires	Combines 24 VDC power with either KiNET or DMX512 control data, to two separate fuse-protected outputs ports	1.2 W	Wet Location, IP66	UL/cUL, FCC Class A, CE, PSE, CQC, RCM, SAA

User Interfaces

Product	Used with	Control	Power	Environment	Certification
Antumbra Button Ethernet Keypad	Light System Manager gen5, ColorDial Pro, Antumbra iColor Keypad	Ethernet. Supports 10/100 Mbps full- or half-duplex from any PoE- or IEEE 802.3af-compliant Ethernet switch. PoE injector required for use with non-IEEE 802.3af compliant switches	3 W maximum via PoE	Indoor Rated, IP20	UL/cUL, FCC Class A, CE, CQC, C-Tick
Antumbra Touch Ethernet Keypad	Light System Manager gen5, ColorDial Pro, Antumbra iColor Keypad	Ethernet. Supports 10/100 Mbps full- or half-duplex from any PoE- or IEEE 802.3af-compliant Ethernet switch. PoE injector required for use with non-IEEE 802.3af-compliant switches	3 W maximum via PoE	Indoor Rated, IP20	UL/cUL, FCC Class A, CE, CQC, C-Tick
Controller Keypad	iPlayer 3	Serial. +5 VDC @ 50 mA, from iPlayer 3	—	Indoor, Dry	CE

Controller Software

Product	Used with	Description	Interface
ColorPlay 3	iPlayer 3, iColor Player	Robust, easy-to-use LED light show authoring and management software	Windows®, Mac®
Antumbra iColor Keypad Effect Manager	Antumbra iColor Keypad (Button, Touch)	Quickly modify light effects and configuration on your Antumbra iColor Keypad	Windows®, Mac®
Light System Composer	Light System Manager gen5	Professional show authoring software	Windows®, Mac®
Video Management Tool Pro	Video System Manager Pro	Enables rapid pixel-to-node video mapping of your installation layout	Windows®, Mac®
QuickPlay Pro	iPlayer 3, QuickConfig, SmartJack Pro, CK Luminaires, Power/Data Supplies	Configuration, testing, and commissioning software for LED lighting systems	Windows®, Mac®
Configuration Calculator	Color Kinetics products	Create lighting plans for Color Kinetics luminaires, Data Enabler Pro, and controllers	Windows®, Mac®
Vaya Configuration Calculator	Vaya products	Create lighting plans for Vaya luminaires	Windows®